



TRIMS AVAILABLE!

Tropical Walnut

ESSENTIALS TW05




5001 Caribbean Beech



5002 Charleston Pine



5003 Natural Pecan



5004 Tropical Walnut



5005 Tuscan Ash


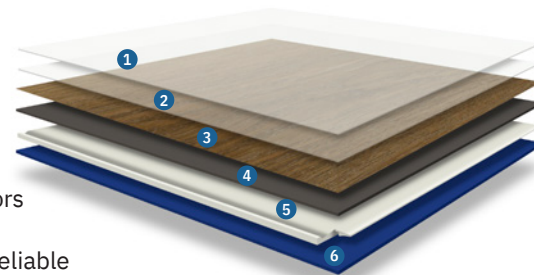


5006 Yellowstone Oak

SPECIFICATIONS

CONSTRUCTION: WPC
SIZE: 9" X 60"
TOTAL THICKNESS: 8mm
WEAR LAYER: 22 mil
ATTACHED PAD: 1.5mm IXPE
BEVEL TYPE: Painted Bevel
EMBOSS TYPE: Embossed In Register Hi Definition Wood Grain
INSTALLATION: Floating / Uniclic®
SQ FT / CARTON: 29.92
CARTONS / PALLET: 32
SQ FT / PALLET: 957.49

- 1 **UV LAYER** - Aluminum Oxide UV Coating with Anti-Bacterial Protection
- 2 **WEAR LAYER** - Thicker, Stronger Wear Layers for Superior Scratch & Stain Protection
- 3 **FILM LAYER** - Natural Wood Decors & Textures
- 4 **VINYL LAYER** - 100% Virgin for Reliable Dimensional Stability
- 5 **CORE** - Foamed Waterproof Core Provides Extra Cushion, Warmth & Sound Deadening
- 6 **ACOUSTICAL PAD** - IXPE for Maximum Comfort & Sound Reduction



titansurfaces.com